



washington



RIVESTIMENTI



COMPLETAMENTE SFODERABILE



TESSUTO



STRUTTURA IN LEGNO

CARATTERISTICHE STANDARD



SEDUTA IN MEMORY FOAM



CUSCINI SPALLIERA IN POLIURETANO ESPANSO



CUSCINI SEDUTA IN POLIURETANO ESPANSO

CARATTERISTICHE OPZIONALI



CUSCINI ARREDO



PIEDINI ALTI A SCELTA

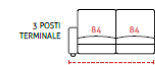
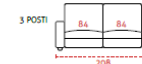


POGGIATESTA REMOVIBILI

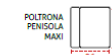
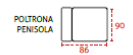
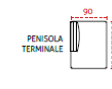
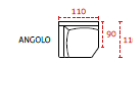
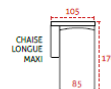
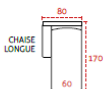


RETE ELETTRICA

STRUTTURE BASI



STRUTTURE EXTRA



COMPOSIZIONI

