

honolulu



RIVESTIMENTI



COMPLETAMENTE SFODERABILE



TESSUTO



STRUTTURA IN LEGNO

CARATTERISTICHE STANDARD



SEDUTA IN MEMORY FOAM



CUSCINI SPALLIERA IN POLIURETANO ESPANSO



CUSCINI SEDUTA IN POLIURETANO ESPANSO



POGGIATESTA RECLINABILI

CARATTERISTICHE OPZIONALI

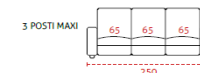
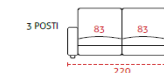
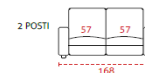


CUSCINI ARREDO

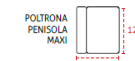
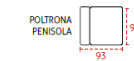
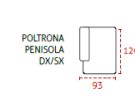
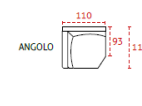
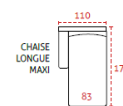
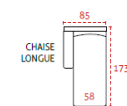


PIEDINI ALTI A SCELTA

STRUTTURE BASI



STRUTTURE EXTRA



COMPOSIZIONI

